

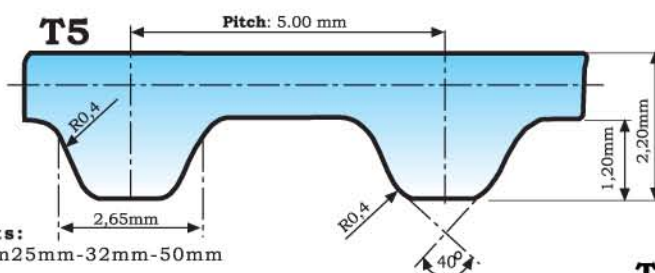
Width T2,5 Pitch Synchronous Belts:

*6mm-8mm-10mm-12mm-16mm-20mm-25mm-32mm-50mm

*Any Custom Width available,

T2.5 2.5 MM Pitch

Belt No	PITCH LENGTH (mm)	PITCH LENGTH (in)	Teeth No.	Belt No	PITCH LENGTH (mm)	PITCH LENGTH (in)	Teeth No.	Belt No	PITCH LENGTH (mm)	PITCH LENGTH (in)	Teeth No.
T2.5 120	120,00	4,72	48	T2.5 285	285,00	11,22	114	T2.5 600	600,00	23,62	240
T2.5 145	145,00	5,71	58	T2.5 287,5	287,50	11,32	115	T2.5 620	620,00	24,41	248
T2.5 160	160,00	6,30	64	T2.5 300	300,00	11,81	120	T2.5 650	650,00	25,59	260
T2.5 177,5	177,50	6,99	71	T2.5 317,5	317,50	12,50	127	T2.5 690	690,00	27,17	276
T2.5 185	185,00	7,28	74	T2.5 330	330,00	12,99	132	T2.5 780	780,00	30,71	312
T2.5 187,5	187,50	7,38	75	T2.5 335	335,00	13,19	134	T2.5 950	950,00	37,40	380
T2.5 200	200,00	7,87	80	T2.5 347,5	347,50	13,68	139	T2.5 1095	1095,00	43,11	438
T2.5 220	220,00	8,66	88	T2.5 380	380,00	14,96	152	T2.5 1070	1070,00	42,13	428
T2.5 232,5	232,50	9,15	93	T2.5 420	420,00	16,54	168	T2.5 1127,5	1127,50	44,39	451
T2.5 245	245,00	9,65	98	T2.5 465	465,00	18,31	186				
T2.5 232,5	232,50	9,15	93	T2.5 480	480,00	18,90	192				
T2.5 265	265,00	10,43	106	T2.5 500	500,00	19,69	200				



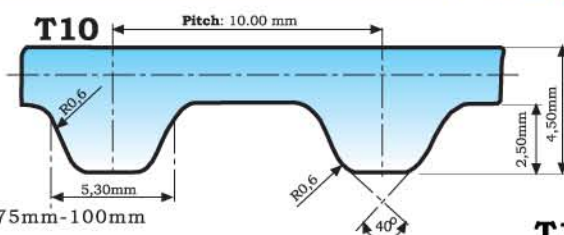
Width T5 Pitch Synchronous Belts:

*6mm-8mm-10mm-12mm-16mm-20mm-25mm-32mm-50mm

*Any Custom Width available,

T5 5 MM Pitch

Belt No	PITCH LENGTH (mm)	PITCH LENGTH (in)	Teeth No.	Belt No	PITCH LENGTH (mm)	PITCH LENGTH (in)	Teeth No.	Belt No	PITCH LENGTH (mm)	PITCH LENGTH (in)	Teeth No.
T5 135	135,00	5,31	27	T5 450	450,00	17,72	90	T5 775	775,00	30,51	155
T5 150	150,00	5,91	30	T5 455	455,00	17,91	91	T5 780	780,00	30,71	156
T5 165	165,00	6,50	33	T5 460	460,00	18,11	92	T5 800	800,00	31,50	160
T5 185	185,00	7,28	37	T5 475	475,00	18,70	95	T5 810	810,00	31,89	162
T5 200	200,00	7,87	40	T5 480	480,00	18,90	96	T5 815	815,00	32,09	163
T5 210	210,00	8,27	42	T5 490	490,00	19,29	98	T5 840	840,00	33,07	168
T5 215	215,00	8,46	43	T5 500	500,00	19,69	100	T5 850	850,00	33,46	170
T5 220	220,00	8,66	44	T5 510	510,00	20,08	102	T5 860	860,00	33,86	172
T5 225	225,00	8,86	45	T5 525	525,00	20,67	105	T5 900	900,00	35,43	180
T5 230	230,00	9,06	46	T5 545	545,00	21,46	109	T5 940	940,00	37,01	188
T5 240	240,00	9,45	48	T5 550	550,00	21,65	110	T5 980	980,00	38,58	196
T5 245	245,00	9,65	49	T5 560	560,00	22,05	112	T5 990	990,00	38,98	198
T5 250	250,00	9,84	50	T5 575	575,00	22,64	115	T5 1000	1000,00	39,37	200
T5 255	255,00	10,04	51	T5 590	590,00	23,23	118	T5 1020	1020,00	40,16	204
T5 260	260,00	10,24	52	T5 600	600,00	23,62	120	T5 1045	1045,00	41,14	209
T5 270	270,00	10,63	54	T5 605	605,00	23,82	121	T5 1050	1050,00	41,34	210
T5 280	280,00	11,02	56	T5 610	610,00	24,02	122	T5 1075	1075,00	42,32	215
T5 290	290,00	11,42	58	T5 620	620,00	24,41	124	T5 1100	1100,00	43,31	220
T5 295	295,00	11,61	59	T5 625	625,00	24,61	125	T5 1200	1200,00	47,24	240
T5 300	300,00	11,81	60	T5 630	630,00	24,80	126	T5 1215	1215,00	47,83	243
T5 305	305,00	12,01	61	T5 635	635,00	25,00	127	T5 1270	1270,00	50,00	254
T5 320	320,00	12,60	64	T5 650	650,00	25,59	130	T5 1380	1380,00	54,33	276
T5 325	325,00	12,80	65	T5 660	660,00	25,98	132	T5 1400	1400,00	55,12	280
T5 330	330,00	12,99	66	T5 670	670,00	26,38	134	T5 1520	1520,00	59,84	304
T5 340	340,00	13,39	68	T5 675	675,00	26,57	135	T5 1630	1630,00	64,17	326
T5 350	350,00	13,78	70	T5 685	685,00	26,97	137	T5 1780	1780,00	70,08	356
T5 355	355,00	13,98	71	T5 690	690,00	27,17	138	T5 1800	1800,00	70,87	360
T5 365	365,00	14,37	73	T5 700	700,00	27,56	140	T5 1960	1960,00	77,17	392
T5 375	375,00	14,76	75	T5 710	710,00	27,95	142	T5 2220	2220,00	87,40	444
T5 390	390,00	15,35	78	T5 720	720,00	28,35	144	T5 3060	3060,00	120,47	612
T5 400	400,00	15,75	80	T5 725	725,00	28,54	145	T5 3255	3255,00	128,15	651
T5 410	410,00	16,14	82	T5 740	740,00	29,13	148				
T5 420	420,00	16,54	84	T5 750	750,00	29,53	150				
T5 425	425,00	16,73	85	T5 770	770,00	30,31	154				

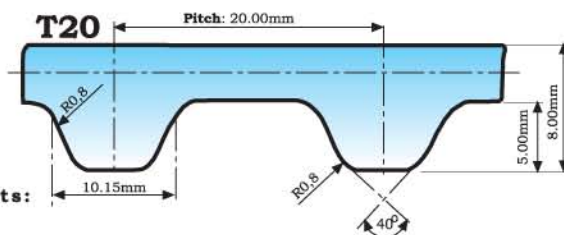

Width T10 Pitch Synchronous Belts:

*12mm-16mm-20mm-25mm-32mm-50mm-75mm-100mm

*Any Custom Width available,

T10 10 MM Pitch

Belt No	PITCH LENGTH (mm)	PITCH LENGTH (in)	Teeth No.	Belt No	PITCH LENGTH (mm)	PITCH LENGTH (in)	Teeth No.	Belt No	PITCH LENGTH (mm)	PITCH LENGTH (in)	Teeth No.
T10 260	260,00	10,24	26	T10 1050	1050,00	41,34	105	T10 1940	1940,00	76,38	194
T10 400	400,00	15,75	40	T10 1080	1080,00	42,52	108	T10 1980	1980,00	77,95	198
T10 440	440,00	17,32	44	T10 1100	1100,00	43,31	110	T10 2020	2020,00	79,53	202
T10 450	450,00	17,72	45	T10 1110	1110,00	43,70	111	T10 2080	2080,00	81,89	208
T10 460	460,00	18,11	46	T10 1140	1140,00	44,88	114	T10 2090	2090,00	82,28	209
T10 480	480,00	18,90	48	T10 1150	1150,00	45,28	115	T10 2100	2100,00	82,68	210
T10 500	500,00	19,69	50	T10 1200	1200,00	47,24	120	T10 2120	2120,00	83,46	212
T10 530	530,00	20,87	53	T10 1210	1210,00	47,64	121	T10 2160	2160,00	85,04	216
T10 540	540,00	21,26	54	T10 1240	1240,00	48,82	124	T10 2200	2200,00	86,61	220
T10 550	550,00	21,65	55	T10 1250	1250,00	49,21	125	T10 2250	2250,00	88,58	225
T10 560	560,00	22,05	56	T10 1260	1260,00	49,61	126	T10 2270	2270,00	89,37	227
T10 600	600,00	23,62	60	T10 1280	1280,00	50,39	128	T10 2300	2300,00	90,55	230
T10 610	610,00	24,02	61	T10 1300	1300,00	51,18	130	T10 2360	2360,00	92,91	236
T10 630	630,00	24,80	63	T10 1310	1310,00	51,57	131	T10 2380	2380,00	93,70	238
T10 640	640,00	25,20	64	T10 1320	1320,00	51,97	132	T10 2430	2430,00	95,67	243
T10 650	650,00	25,59	65	T10 1340	1340,00	52,76	134	T10 2480	2480,00	97,64	248
T10 660	660,00	25,98	66	T10 1350	1350,00	53,15	135	T10 2500	2500,00	98,43	250
T10 690	690,00	27,17	69	T10 1390	1390,00	54,72	139	T10 2550	2550,00	100,39	255
T10 700	700,00	27,56	70	T10 1400	1400,00	55,12	140	T10 2590	2590,00	101,97	259
T10 720	720,00	28,35	72	T10 1410	1410,00	55,51	141	T10 2610	2610,00	102,76	261
T10 730	730,00	28,74	73	T10 1420	1420,00	55,91	142	T10 2650	2650,00	104,33	265
T10 750	750,00	29,53	75	T10 1440	1440,00	56,69	144	T10 2800	2800,00	110,24	280
T10 770	770,00	30,31	77	T10 1450	1450,00	57,09	145	T10 2880	2880,00	113,39	288
T10 780	780,00	30,71	78	T10 1460	1460,00	57,48	146	T10 3000	3000,00	118,11	300
T10 800	800,00	31,50	80	T10 1500	1500,00	59,06	150	T10 3230	3230,00	127,17	323
T10 810	810,00	31,89	81	T10 1520	1520,00	59,84	152	T10 3300	3300,00	129,92	330
T10 840	840,00	33,07	84	T10 1560	1560,00	61,42	156	T10 3500	3500,00	137,80	350
T10 850	850,00	33,46	85	T10 1580	1580,00	62,20	158	T10 3600	3600,00	141,73	360
T10 880	880,00	34,65	88	T10 1600	1600,00	62,99	160	T10 3680	3680,00	144,88	368
T10 890	890,00	35,04	89	T10 1610	1610,00	63,39	161	T10 3870	3870,00	152,36	387
T10 900	900,00	35,43	90	T10 1640	1640,00	64,57	164	T10 4040	4040,00	159,06	404
T10 910	910,00	35,83	91	T10 1690	1690,00	66,54	169	T10 4280	4280,00	168,50	428
T10 920	920,00	36,22	92	T10 1700	1700,00	66,93	170	T10 4680	4680,00	184,25	468
T10 950	950,00	37,40	95	T10 1750	1750,00	68,90	175	T10 4780	4780,00	188,19	478
T10 970	970,00	38,19	97	T10 1780	1780,00	70,08	178	T10 5060	5060,00	199,21	506
T10 980	980,00	38,58	98	T10 1800	1800,00	70,87	180	T10 5360	5360,00	211,02	536
T10 1000	1000,00	39,37	100	T10 1860	1860,00	73,23	186	T10 5670	5670,00	223,23	567
T10 1010	1010,00	39,76	101	T10 1880	1880,00	74,02	188				

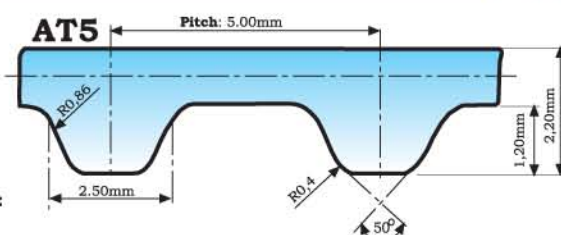

Width T20 Pitch Synchronous Belts:

*25mm-32mm-50mm-75mm-100mm

*Any Custom Width available,

T20 20 MM Pitch

Belt No	PITCH LENGTH (mm)	PITCH LENGTH (in)	Teeth No.	Belt No	PITCH LENGTH (mm)	PITCH LENGTH (in)	Teeth No.	Belt No	PITCH LENGTH (mm)	PITCH LENGTH (in)	Teeth No.
T20 1080	1080,00	42,52	54	T20 1680	1680,00	66,14	84	T20 2720	2720,00	107,09	136
T20 1180	1180,00	46,46	59	T20 1700	1700,00	66,93	85	T20 2740	2740,00	107,87	137
T20 1220	1220,00	48,03	61	T20 1780	1780,00	70,08	89	T20 2760	2760,00	108,66	138
T20 1240	1240,00	48,82	62	T20 1880	1880,00	74,02	94	T20 3100	3100,00	122,05	155
T20 1260	1260,00	49,61	63	T20 2040	2040,00	80,31	102	T20 3620	3620,00	142,52	181
T20 1280	1280,00	50,39	64	T20 2200	2200,00	86,61	110	T20 4760	4760,00	187,40	230
T20 1320	1320,00	51,97	66	T20 2240	2240,00	88,19	112	T20 5000	5000,00	196,85	250
T20 1460	1460,00	57,48	73	T20 2600	2600,00	102,36	130				


Width AT5 Pitch Synchronous Belts:

*6mm-10mm-16mm-25mm-32mm-50mm

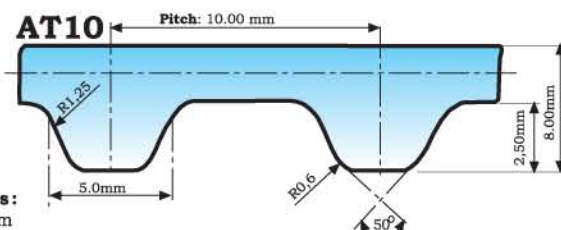
*Any Custom Width available,

Belt No	PITCH LENGTH (mm)	PITCH LENGTH (in)	Teeth No.
AT5 225	225,00	8,86	45
AT5 255	255,00	10,04	51
AT5 280	280,00	11,02	56
AT5 300	300,00	11,81	60
AT5 340	340,00	13,39	68
AT5 375	375,00	14,76	75
AT5 390	390,00	15,35	78
AT5 410	410,00	16,14	82
AT5 420	420,00	16,54	84
AT5 455	455,00	17,91	91

Belt No	PITCH LENGTH (mm)	PITCH LENGTH (in)	Teeth No.
AT5 480	480,00	18,90	96
AT5 500	500,00	19,69	100
AT5 545	545,00	21,46	109
AT5 600	600,00	23,62	120
AT5 610	610,00	24,02	122
AT5 630	630,00	24,80	126
AT5 660	660,00	25,98	132
AT5 710	710,00	27,95	142
AT5 750	750,00	29,53	150
AT5 780	780,00	30,71	156

AT5 5 MM Pitch

Belt No	PITCH LENGTH (mm)	PITCH LENGTH (in)	Teeth No.
AT5 825	825,00	32,48	165
AT5 975	975,00	38,39	195
AT5 1050	1050,00	41,34	210
AT5 1125	1125,00	44,29	225
AT5 2200	2200,00	86,61	440
AT5 3000	3000,00	118,11	600
AT5 3700	3700,00	145,67	740
AT5 4000	4000,00	157,48	800


Width AT10 Pitch Synchronous Belts:

*16mm-25mm-32mm-50mm-75mm-100mm

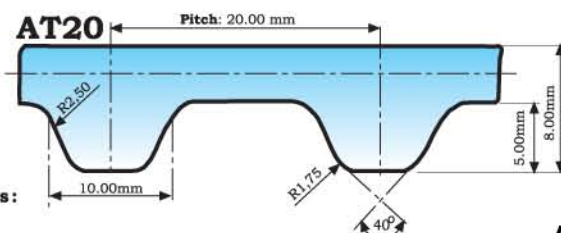
*Any Custom Width available,

Belt No	PITCH LENGTH (mm)	PITCH LENGTH (in)	Teeth No.
AT10 500	500,00	19,69	50
AT10 560	560,00	22,05	56
AT10 610	610,00	24,02	61
AT10 660	660,00	25,98	66
AT10 700	700,00	27,56	70
AT10 730	730,00	28,74	73
AT10 780	780,00	30,71	78
AT10 800	800,00	31,50	80
AT10 840	840,00	33,07	84
AT10 890	890,00	35,04	89
AT10 920	920,00	36,22	92

Belt No	PITCH LENGTH (mm)	PITCH LENGTH (in)	Teeth No.
AT10 960	960,00	37,80	96
AT10 980	980,00	38,58	98
AT10 1000	1000,00	39,37	100
AT10 1010	1010,00	39,76	101
AT10 1080	1080,00	42,52	108
AT10 1100	1100,00	43,31	110
AT10 1150	1150,00	45,28	115
AT10 1200	1200,00	47,24	120
AT10 1210	1210,00	47,64	121
AT10 1250	1250,00	49,21	125
AT10 1280	1280,00	50,39	128

AT10 10 MM Pitch

Belt No	PITCH LENGTH (mm)	PITCH LENGTH (in)	Teeth No.
AT10 1350	1350,00	53,15	135
AT10 1400	1400,00	55,12	140
AT10 1420	1420,00	55,91	142
AT10 1500	1500,00	59,06	150
AT10 1600	1600,00	62,99	160
AT10 1800	1800,00	70,87	180
AT10 1940	1940,00	76,38	194
AT10 2000	2000,00	78,74	200
AT10 3150	3150,00	124,02	315
AT10 3470	3470,00	136,61	347


Width AT20 Pitch Synchronous Belts:

*25mm-32mm-50mm-75mm-100mm

*Any Custom Width available,

Belt No	PITCH LENGTH (mm)	PITCH LENGTH (in)	Teeth No.
AT20 1080	1080,00	42,52	54
AT20 1200	1200,00	47,24	60
AT20 1240	1240,00	48,82	62
AT20 1280	1280,00	50,39	64
AT20 1320	1320,00	51,97	66
AT20 1460	1460,00	57,48	73

Belt No	PITCH LENGTH (mm)	PITCH LENGTH (in)	Teeth No.
AT20 1500	1500,00	59,06	75
AT20 1700	1700,00	66,93	85
AT20 1780	1780,00	70,08	89
AT20 1880	1880,00	74,02	94
AT20 1900	1900,00	74,80	95
AT20 2360	2360,00	92,91	118

AT20 20 MM Pitch

Belt No	PITCH LENGTH (mm)	PITCH LENGTH (in)	Teeth No.
AT20 2600	2600,00	102,36	130
AT20 2760	2760,00	108,66	138
AT20 3100	3100,00	122,05	155
AT20 3620	3620,00	142,52	181
AT20 4760	4760,00	187,40	238